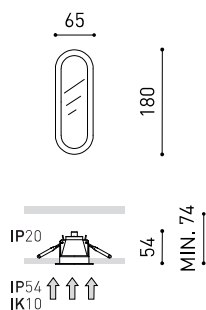




## Dimensions



## Awards



## PRODUCT

Name	OLYMPIA MINI DIM PUSH 4000K W
Reference	A2580022W
Colour	Matt white
RAL	Colour in the mass looks alike RAL 9016
Category	CEILING RECESSED

## LIGHT SOURCE

Type	LED
Gross luminous flux	825 lm
Colour temperature	4000 K
Chromatic stability	MacAdam Step 2
Colour Rendering Index	CRI>90
Power	5,5 W
Current	500 mA
Efficacy	150 lm/W
LED lifespan	L80B10 >60.000h
Energy efficiency class	D

## LIGHTING FIXTURE | PHOTOMETRIC DATA

Lighting efficiency	63%
Light beam angle	87°

## LIGHTING FIXTURE | ELECTRICAL DATA

Driver	Included - Connected
Power values of the system	7,64 W
Frequency	50/60 Hz
Dimming	Push
Electrical insulation class	□

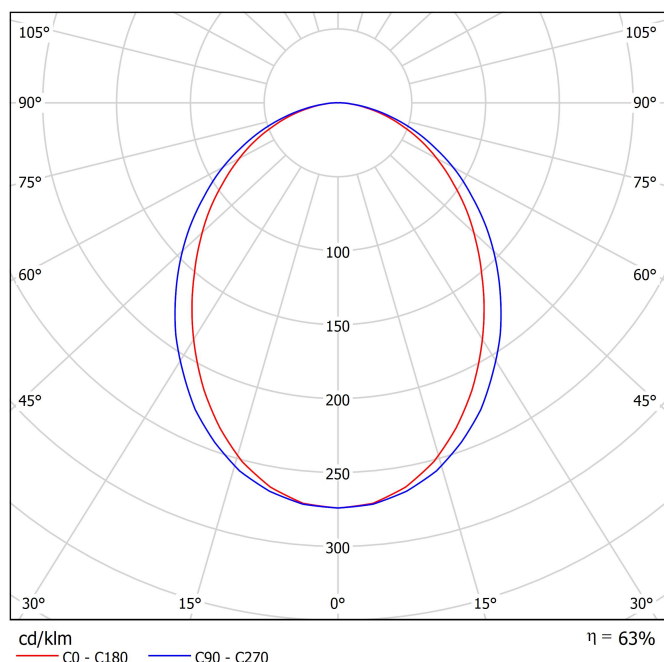
## OTHER DATA

Sealing	IP54
Wireless control	Please Consult
Emergency power supply	Please Consult
Impact resistance	IK10
Recess measurements	Ø52 x 167 mm
Weight	390 g
Packaged weight	527,6 g
Packaging dimensions	137 x 246 x 77 mm
Units per package	1
Materials	Aluminium / Polycarbonate / Polycarbonate-Matt

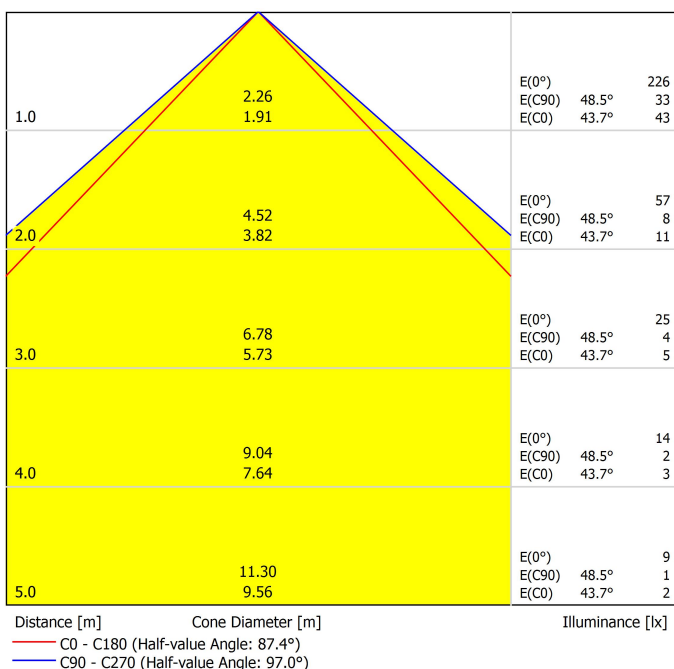


Olympia is a ceiling recessed LED light fitting for general lighting functions. Its geometry represents an evolution in the downlight concept as it is longitudinal in shape rather than the normal circular shape. This feature opens up a whole new range of possibility for architecture and interior design professionals. Its shape permits applying optical effects that enhance the perception of width or length in a space, emphasise itineraries, highlight important features or have an impact on the pace of transit through the room.

## Polar diagram



## Conical diagram



## UGR

Glare Evaluation According to UGR												
ρ Ceiling		70	70	50	50	30	70	70	50	50	30	
ρ Walls		50	30	50	30	30	50	30	50	30	30	
ρ Floor		20	20	20	20	20	20	20	20	20	20	
Room Size X Y		Viewing direction at right angles to lamp axis					Viewing direction parallel to lamp axis					
2H	2H	21.2	22.5	21.5	22.7	22.9	21.8	23.1	22.1	23.3	23.6	
	3H	22.8	24.0	23.1	24.2	24.5	23.5	24.7	23.9	24.9	25.2	
	4H	23.4	24.5	23.8	24.8	25.1	24.2	25.2	24.5	25.5	25.8	
	6H	23.9	24.8	24.2	25.1	25.5	24.6	25.6	24.9	25.9	26.2	
	8H	24.0	24.9	24.4	25.3	25.6	24.7	25.7	25.1	26.0	26.3	
4H	12H	24.1	25.0	24.5	25.3	25.7	24.8	25.7	25.2	26.1	26.4	
	2H	21.8	22.9	22.1	23.1	23.4	22.3	23.4	22.6	23.7	23.9	
	3H	23.6	24.6	24.0	24.9	25.2	24.2	25.1	24.6	25.5	25.8	
	4H	24.4	25.2	24.8	25.5	25.9	25.0	25.8	25.4	26.1	26.5	
	6H	24.9	25.6	25.4	26.0	26.4	25.6	26.3	26.0	26.6	27.0	
8H	8H	25.1	25.8	25.6	26.2	26.6	25.8	26.4	26.2	26.8	27.2	
	12H	25.3	25.8	25.7	26.3	26.7	25.9	26.5	26.3	26.9	27.3	
	4H	24.7	25.3	25.1	25.7	26.2	25.2	25.9	25.7	26.3	26.7	
	6H	25.4	25.9	25.8	26.3	26.8	25.9	26.5	26.4	26.9	27.3	
	8H	25.7	26.1	26.1	26.6	27.0	26.2	26.7	26.7	27.1	27.6	
12H	12H	25.9	26.3	26.3	26.7	27.2	26.4	26.8	26.9	27.3	27.8	
	4H	24.7	25.3	25.2	25.7	26.2	25.2	25.8	25.7	26.2	26.7	
	6H	25.5	25.9	25.9	26.4	26.8	26.0	26.4	26.5	26.9	27.4	
	8H	25.8	26.2	26.3	26.6	27.1	26.3	26.7	26.8	27.2	27.7	
	Variation of the observer position for the luminaire distances S											
S = 1.0H S = 1.5H S = 2.0H		+0.1 / -0.2 +0.3 / -0.4 +0.4 / -0.8					+0.1 / -0.1 +0.2 / -0.4 +0.4 / -0.7					
Standard table		BK05					BK06					
Correction Summand		7.3					8.4					
Corrected Glare Indices referring to 825lm Total Luminous Flux												



Fuente de luz (LED) reemplazable por un profesional autorizado

Replaceable (LED only) light source by an authorized professional.

Source lumineuse (LED) remplaçable par un professionnel agréé

Sorgente luminosa (LED) sostituibile da parte di un professionista autorizzato

Austauschbare (LED) Lichtquelle durch einen autorisierten Fachmann



Equipo de control reemplazable por un profesional autorizado

Replaceable control gear by an authorized professional

Dispositif de commande remplaçable par un professionnel agréé

Alimentatore sostituibile da parte di un professionista autorizzato

Auswechselbares Betriebsgerät durch autorisierten Fachmann

## Instrucciones para el final de vida y la eliminación de los componentes:

### Instructions on end-of-life and component disposal:

### Instructions pour la gestion des composants en fin de vie et leur mise au rebut :

### Istruzioni per il fine vita e lo smaltimento dei componenti:

### Anweisungen zur entsorgung der Leuchtenkomponenten:



Interrumpir la alimentación del aparato  
Cut the power supply to the luminaire  
Couper l'alimentation du luminaire  
Interrompere l'alimentazione dell'apparecchio  
Stromversorgung der Leuchte unterbrechen



Quitar la(s) fuente(s) de luz para el desecho  
Remove light source(s) for disposal  
Retirer la (les) source(s) lumineuse(s) pour l'élimination  
Rimuovere la/le sorgente/e di luce per lo smaltimento  
Lichtquelle(n) zur Entsorgung entfernen



Quitar la batería para el desecho  
Remove the battery for decommissioning  
Retirer la batterie pour sa mise au rebut  
Rimuovere la batteria per la dismissione  
Die Batterie ordnungsgemäß entsorgen



Quitar el equipo de control para el desecho  
Remove control gear for disposal  
Retirer le dispositif de commande pour l'élimination  
Rimuovere l'alimentatore per lo smaltimento  
Betriebsgerät zur Entsorgung ausbauen

Enviar los materiales a un centro de recogida RAEE  
Send the materials to a WEEE collection centre  
Envoyer les matériaux dans une déchetterie DEEE  
Inviare i materiali ad un centro di raccolta RAEE  
Die Materialien in einem WEEE-Zentrum entsorgen

